

## PLASTIC FANS

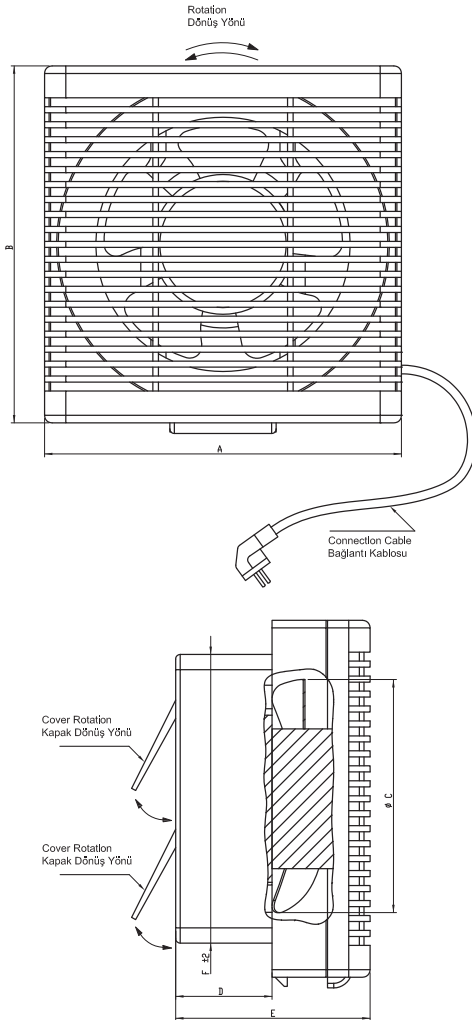


# BPP

## AC REVERSIBLE WALL MOUNTED PLASTIC FANS

The unification of the grill and panel - both in a single composite structure, gives a slimmer body to the fan and a tight fit on installation. Airflow direction can be changed by switch cord.

### Technical Drawings



#### MATERIAL

: ABS plastic material. Impeller's design and dynamic balance provides a high air performance. Thanks to it's special surface, never shine and change color.

#### INSULATION CLASS

: Class B

#### DIRECTIVE

: EN 60335-1, EN 60335-2-80

#### SPEED CONTROL

: Speed can be adjusted using an optional controller.

#### APPLICATION AREAS

: Bathrooms, kitchens, meeting rooms, offices etc. Used in Areas, where silence desired or strength needed against corrosion.

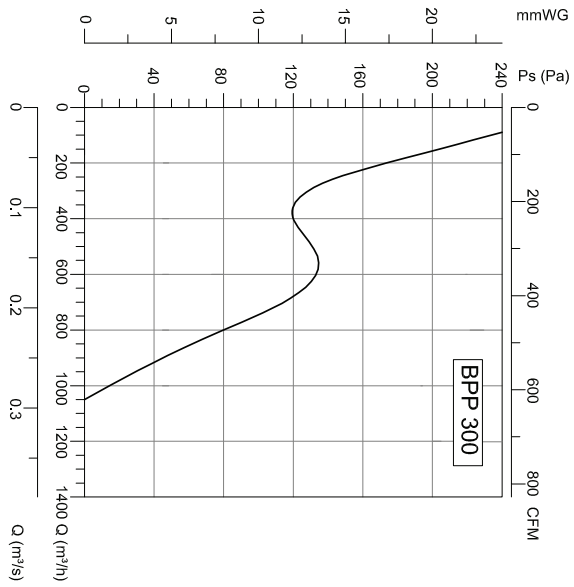
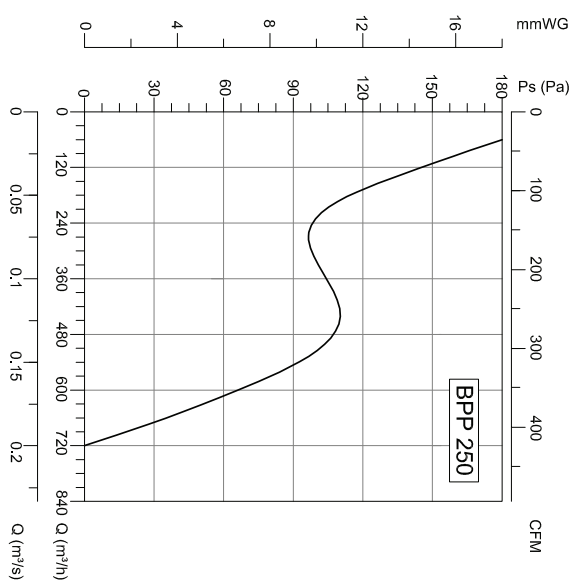
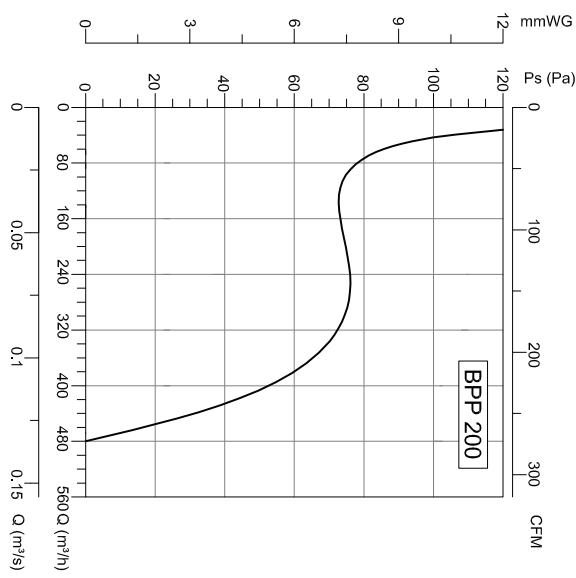
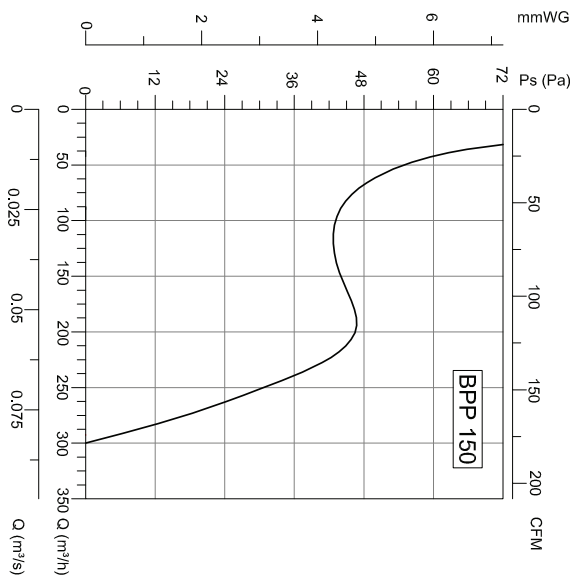
### Accessories



**BSC**

TYPE	A	B	C	D	E	F
BPP 15	235	235	160	65	130	190
BPP 20	290	290	200	65	140	240
BPP 25	340	340	250	70	145	290
BPP 30	395	395	300	80	155	335

Dimensions are in (mm)



TYPE	VOLTAGE		FREQUENCY		POWER	CURRENT		SPEED	AIR FLOW		SOUND PRESSURE LEVEL	WEIGHT
	V		Hz		W	(A)		d/d	m³/h		dB(A)	kg
BPP 15	230		50		25	0,14		1300	300		40	1,8
BPP 20	230		50		30	0,16		1250	500		41	2,6
BPP 25	230		50		35	0,19		1200	735		43	2,8
BPP 30	230		50		45	0,25		1100	1100		44	3,2